

LSH 20

Primary Li-SOCl₂ cell

High power density 3.6 V D-size spiral cell

Saft's LSH 20 cell is ideally suited for long-term applications (typically from 5 to 20+ years), featuring high drain / high pulses currents.

Benefits

- High power / high energy densities (65 W/kg and 468 Wh/kg)
- High voltage response, stable during most of the lifetime of the application
- Wide operating temperature range (-60°C / +85°C)
- Low self-discharge rate, compatible with long operating life (less than 3% per year of storage, at +20°C, after 1 year)
- Superior resistance to corrosion
- Low magnetic signature

Key features

- Spiral construction
- Built-in safety vent
- Finishing top with 5 A fuse
- Hermetic construction with glass-to-metal seal
- Stainless steel can
- Non-flammable electrolyte
- RoHS and REACH compliance
- Made in France

Designed to meet all major quality, safety and environment standards

- Safety: UL 1642, IEC 60086-4
- Transport: UN 3090 and UN 3091
- Quality: ISO 9001, Saft Excellence System, continuous program
- CE: P/N: 03577R

Typical applications

- Utility Metering
- Tracking systems
- Dataloggers
- Alarms and security
- Wireless sensors
- Military radios

NATO Stock Number
6135 14 440 1213



Electrical characteristics¹

Nominal capacity (under 14 mA, +20°C, 2.0 V cut-off) ³	13 Ah
Open circuit voltage (at +20°C)	3.67 V
Nominal voltage (at 2 mA, +20°C)	3.6 V
Nominal energy	47 Wh
Pulse capability ⁴	Up to 4 A
Maximum recommended continuous current ⁷	1.8 A
For battery sizing, consult Saft	

Operating conditions

Operating temperature range ⁵	-60°C / +85°C (-76°F / +185°F)
Storage temperatures (max recommended) ⁶	+30°C (+86°F)

Physical characteristics²

Diameter (max)	33.26 mm (1.31 in)
Height (max)	61.5 mm (2.42 in)
Typical weight	100 g (3.5 oz)
Li metal content	approx. 3.8 g

Termination suffix

CN, CNR	Radial tabs
2 PF, 3 PF, 3 PF RP, 4 PF	Radial pins
CNA	Axial leads
FL	Flying leads

Other configurations upon request

¹Typical values relative to cells stored up to one year at +30°C max.

²Sleeved cell.

³Dependent upon current drain, temperature, cut-off and cell orientation.

⁴Under 4 A / 0.1 second pulses, drained every 2 minutes at +20°C from undischarged cells during 24 h, with 10 µA base current, yield voltage readings above 3.0 V after initial stabilisation. The readings may vary according to the pulse characteristics, the temperature, and the cell's previous history. Fitting the cell with a capacitor may be recommended in severe conditions or for high pulse currents. Consult Saft.

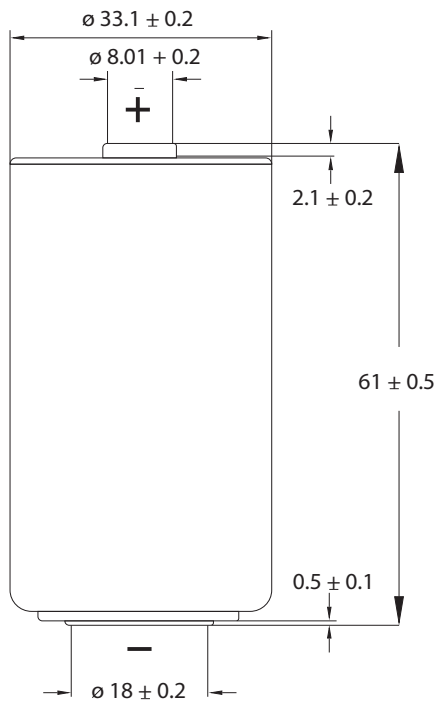
⁵Operation above ambient temperature may lead to reduced capacity and lower voltage readings. Consult Saft.

⁶For more severe conditions, consult Saft.

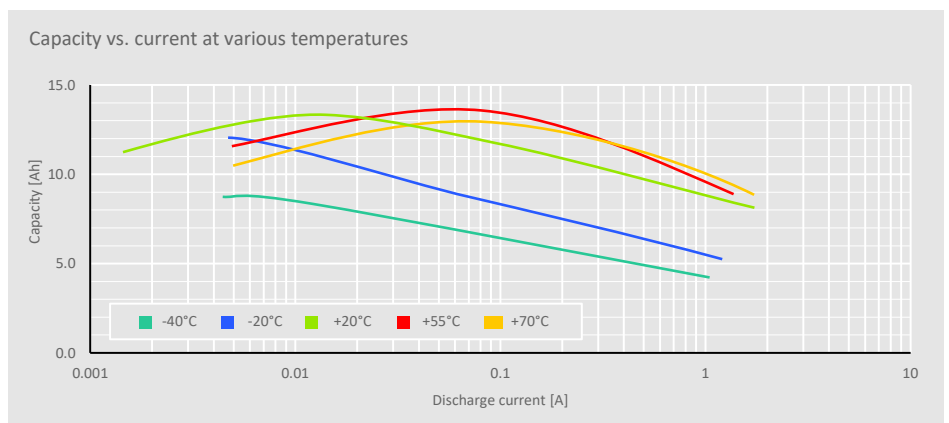
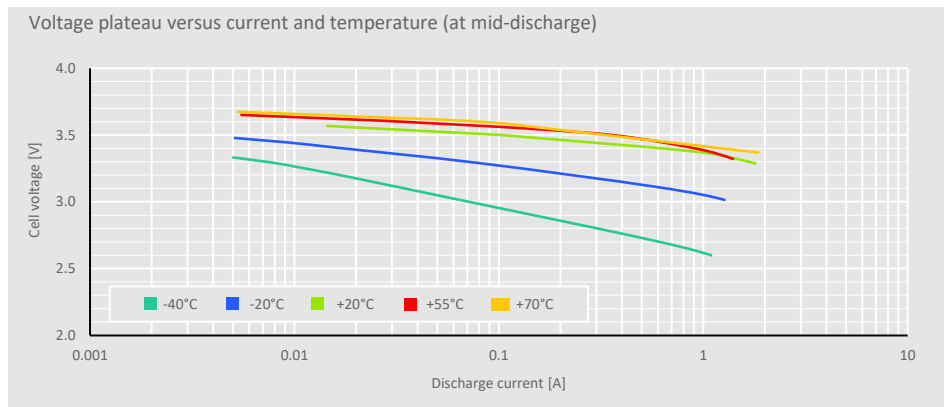
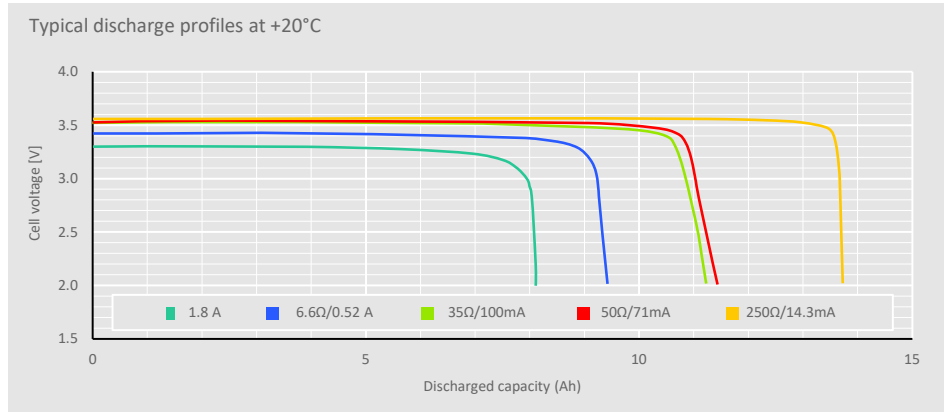
⁷If above this value, please consult Saft.

LSH 20

Primary Li-SOCl₂ cell



Dimensions in mm



Storage

- The storage area should be clean, cool (preferably not exceeding +30°C), dry and ventilated.

Warning

- Fire, explosion and severe burn hazard.
- Do not recharge, short circuit, crush, disassemble, heat above 100°C (212°F), incinerate, or expose contents to water.
- Do not solder directly to the cell (use tabbed cell versions instead).
- Do not remove the cells from their original packing before use.
- Do not store the cells in bulk to avoid accidental short circuiting.
- Do not mix new and used cells or cells from different origins.
- Mind the polarities of the cell.

26, quai Charles Pasqua
92300 Levallois-Perret - France
www.saft.com

Saft, a subsidiary of TotalEnergies
S.A.S. au capital de 26 724 876 €
R.C.S. Nanterre 481 480 465

Document N° 31015-2-0623
Edition: May 2024

Data in this document is subject to change without notice and becomes contractual only after written confirmation.

Photo credits: © Saft