

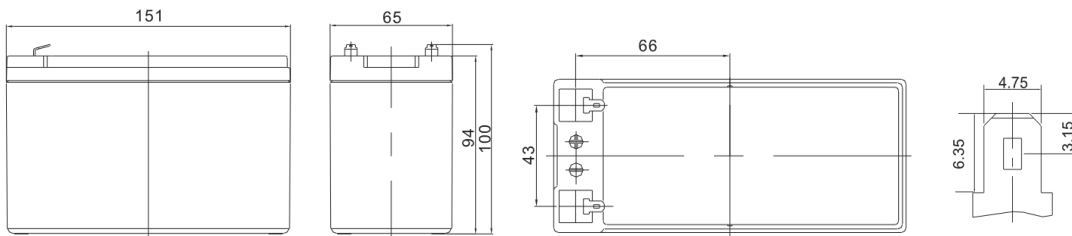


SBL 7,2-12



Nominal Voltage	12 V
Nominal capacity	8 Ah @ C20 to 1,75 V/cell
Technology	AGM (Absorbent Glass Mat)
	VRLA (Valve Regulated Lead Acid)
Weight	~ 2,15 kg
Design life time	10-12 years (standby use)
	Long Life acc. Eurobat
Internal resistance	~ 30 mΩ (full charged)

Operating temperature range	Discharge -20°C ~ +60°C
	Charge 0°C ~ +50°C
	Storage -20°C ~ +60°C
Max. discharge current	80 A (5 sec)
Short circuit current	375 A
Max. charging current	2,4 A
Charging voltage	Standby use 13,7 - 13,9 VDC
	Cycle use 14,6 - 14,8 VDC
Self discharge	Monthly is less than 3% at 25°C
Container material	ABS UL94HB (optional UL94-V0)



Length	151 ± 1,5 mm
Width	65 ± 1,5 mm
Height	94 ± 1,5 mm
Total height	100 ± 1,5 mm
Terminal types	fast-on 4,8 mm

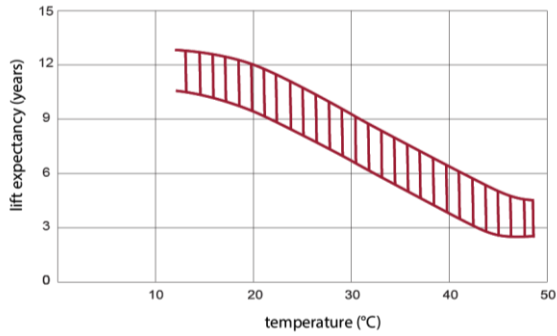
CONSTANT CURRENT DISCHARGE CHARACTERISTICS (A at 25°C)

Voltage / Time	5 MIN	10 MIN	15 MIN	30 MIN	60 MIN	2 H	3 H	4 H	5 H	8 H	10 H	20 H
1.60 V	30,4	21,5	15,5	8,9	4,9	3,0	2,3	1,82	1,51	0,97	0,79	0,417
1.65 V	28,2	20,3	14,8	8,6	4,7	2,9	2,2	1,77	1,47	0,96	0,78	0,410
1.70 V	25,5	18,7	13,9	8,2	4,6	2,8	2,1	1,72	1,43	0,95	0,77	0,405
1.75 V	22,8	17,1	12,9	7,8	4,4	2,7	2,1	1,68	1,40	0,93	0,76	0,400
1.80 V	20,0	15,5	11,9	7,5	4,2	2,6	2,0	1,63	1,36	0,92	0,75	0,396
1.85 V	15,9	12,6	9,9	6,4	3,8	2,4	1,8	1,52	1,27	0,86	0,70	0,376

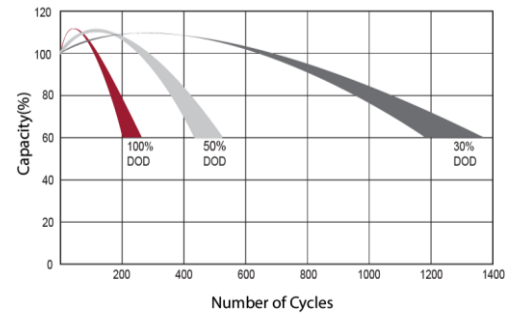
CONSTANT POWER DISCHARGE CHARACTERISTICS (W/cell at 25°C)

Voltage / Time	5 MIN	10 MIN	15 MIN	30 MIN	60 MIN	2 H	3 H	4 H	5 H	8 H	10 H	20 H
1.60 V	50,3	36,5	27,1	16,2	9,2	5,7	4,3	3,50	2,91	1,90	1,55	0,820
1.65 V	47,3	35,1	26,3	15,7	8,9	5,5	4,2	3,41	2,84	1,88	1,53	0,810
1.70 V	43,7	32,9	25,0	15,2	8,7	5,4	4,1	3,33	2,78	1,85	1,51	0,800
1.75 V	40,0	30,7	23,6	14,6	8,4	5,2	4,0	3,26	2,72	1,83	1,49	0,790
1.80 V	35,9	28,3	22,1	14,1	8,1	5,1	3,9	3,18	2,66	1,81	1,48	0,780
1.85 V	29,1	23,5	18,6	12,3	7,4	4,7	3,6	2,97	2,49	1,70	1,39	0,750

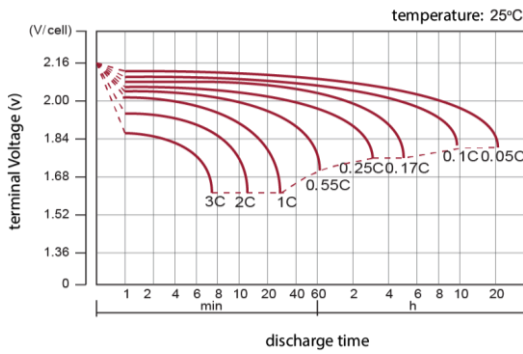
EFFECT OF TEMPERATURE ON LONG TERM LIFE



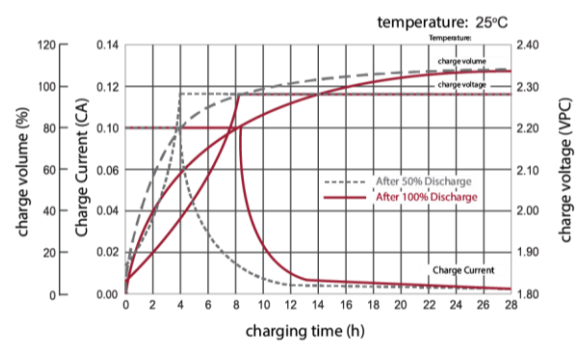
CYCLE LIFE IN RELATION TO DEPTH OF DISCHARGE



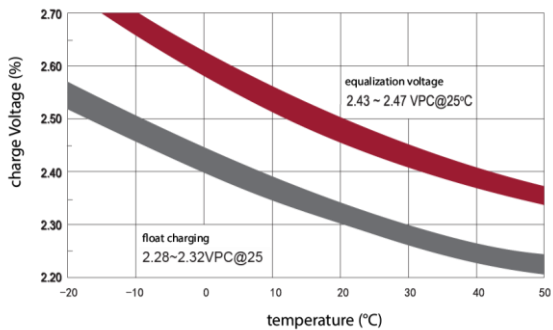
DISCHARGE CHARACTERISTICS CURVE



CHARGE CHARACTERISTIC CURVE FOR CYCLE USE



RELATIONSHIP BETWEEN CHARGING VOLTAGE AND TEMPERATURE




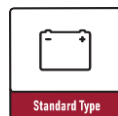
STORAGE CHARACTERISTICS



Standards met:

PN-EN 60896-21:2007 • PN-EN 60896-22:2007 • PN-EN 61056-1:2013 • PN-EN 61056-2:2013 • PN-E-83016:1999

Batteries manufactured in compliance with: ISO 9001 • ISO 14001



All data contained in this document, are subject to change. Wamtechnik Sp. z o.o. reserves the right to change them without prior notice.