

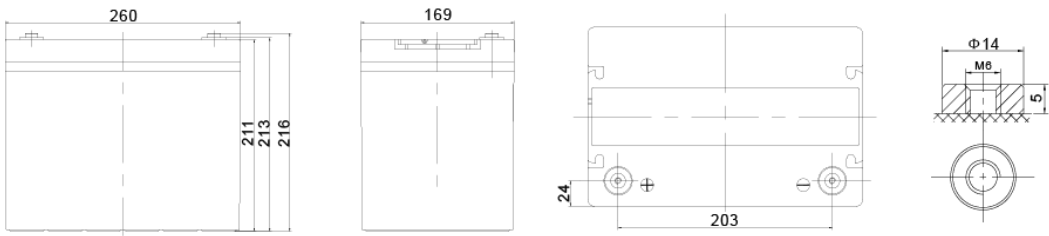


# SBCG 75-12i



Nominal voltage	12 V
Nominal capacity	75 Ah @ C20 to 1,75 V/cell
Technology	Electrolyte – GEL VRLA (Valve Regulated Lead Acid)
Weight	~ 23,5 kg
Design life time	15 years (standby use) Very Long Life wg Eurobat
Internal resistance	~ 9,5 mΩ (full charged)

Operating temperature range	Discharge -40°C ~ +60°C
	Charge -20°C ~ +50°C
	Storage -40°C ~ +60°C
Maximum discharge current	750 A (5 sec)
Maximum charging current	15 A
Charging voltage	Standby use 13,6 ~ 13,8 VDC
	Cycle use 14,2 ~ 14,4 VDC
Self discharge	Monthly is less than 2% at 25°C
Container material	ABS UL94HB (optional UL94-V0)



Length	260 ±2 mm
Width	169 ±2 mm
Height	211 ±2 mm
Total height	216 ±2 mm
Terminal types	Internal thread M6 (breaking torque 8-10Nm)

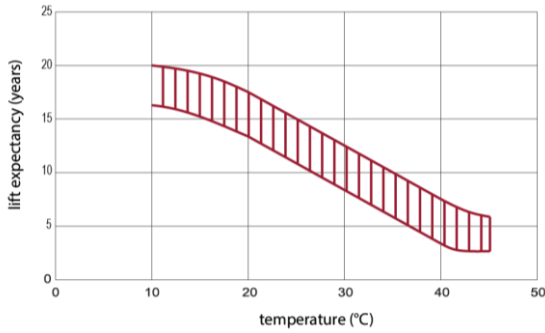
## CONSTANT CURRENT DISCHARGE CHARACTERISTICS (A at 25°C)

Voltage/Time	10 MIN	15 MIN	30 MIN	60 MIN	2 H	3 H	4 H	5 H	8 H	10 H	20 H
1.60V	122,8	99,6	65,3	40,7	24,9	18,7	14,9	12,50	8,44	6,96	3,90
1.65V	116,0	95,2	62,7	39,3	24,1	18,1	14,5	12,20	8,35	6,88	3,84
1.70V	106,8	89,2	60,0	38,1	23,3	17,6	14,1	11,80	8,22	6,77	3,80
1.75V	97,8	83,0	57,3	36,7	22,5	17,1	13,7	11,60	8,10	6,69	3,75
1.80V	88,5	76,6	54,8	35,3	21,7	16,5	13,3	11,30	7,97	6,60	3,71
1.85V	72,3	63,6	47,2	31,6	19,9	15,3	12,4	10,50	7,48	6,21	3,52

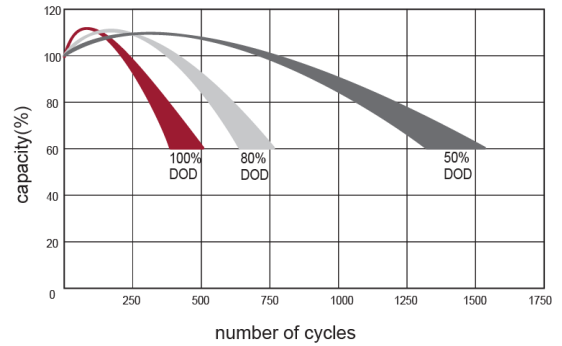
## CONSTANT POWER DISCHARGE CHARACTERISTICS (W/cell at 25°C)

Voltage/Time	10 MIN	15 MIN	30 MIN	60 MIN	2 H	3 H	4 H	5 H	8 H	10 H	20 H
1.60V	208,7	174,1	118,7	76,5	47,2	35,60	28,60	24,10	16,50	13,70	7,69
1.65V	198,6	167,3	114,9	74,5	45,9	34,80	27,90	23,50	16,30	13,50	7,59
1.70V	188,5	160,6	111,1	72,4	44,6	33,90	27,30	23,00	16,10	13,40	7,49
1.75V	175,6	151,6	107,3	70,1	43,3	33,00	26,70	22,50	15,90	13,20	7,41
1.80V	161,8	141,9	103,6	67,9	41,9	32,10	26,00	22,00	15,70	13,00	7,35
1.85V	134,5	119,5	90,1	61,2	38,6	29,80	24,20	20,60	14,80	12,30	6,98

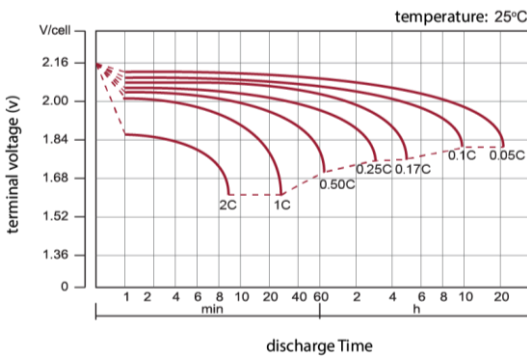
EFFECT OF TEMPERATURE ON LONG TERM LIFE



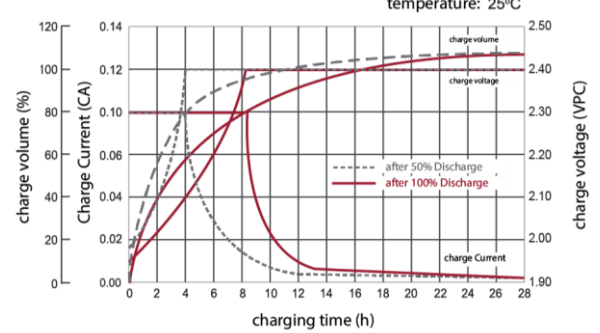
CYCLE LIFE IN RELATION TO DEPTH OF DISCHARGE



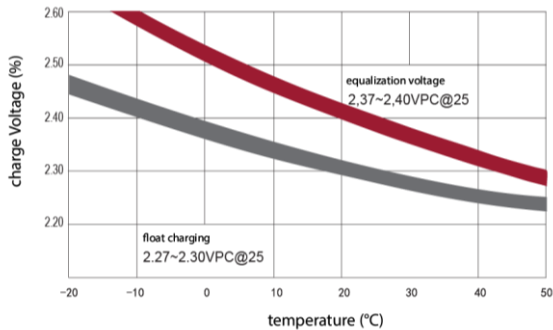
DISCHARGE CHARACTERISTICS CURVE



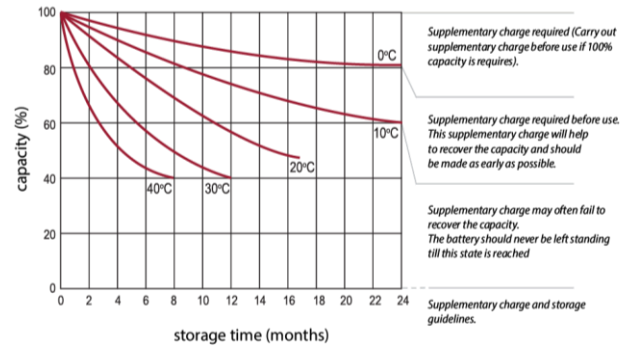
CHARGE CHARACTERISTIC CURVE FOR CYCLE USE



RELATIONSHIP BETWEEN CHARGING VOLTAGE AND TEMPERATURE




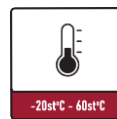
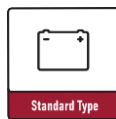
STORAGE CHARACTERISTICS



**Standards met:**

PN-EN 60896-21:2007 • PN-EN 60896-22:2007 • PN-EN 61056-1:2013 • PN-EN 61056-2:2013 • PN-E-83016:1999

Batteries manufactured in compliance with: ISO 9001 • ISO 14001



All data contained in this document, are subject to change. Wamtechnik Sp. z o.o. reserves the right to change them without prior notice.

**Wamtechnik Sp. z o.o.** ul. Techniczna 2 bud. H 05-500 Piaseczno  
Tel. +48 22 701 26 00, [office@wamtechnik.pl](mailto:office@wamtechnik.pl), [www.wamtechnik.pl](http://www.wamtechnik.pl)