

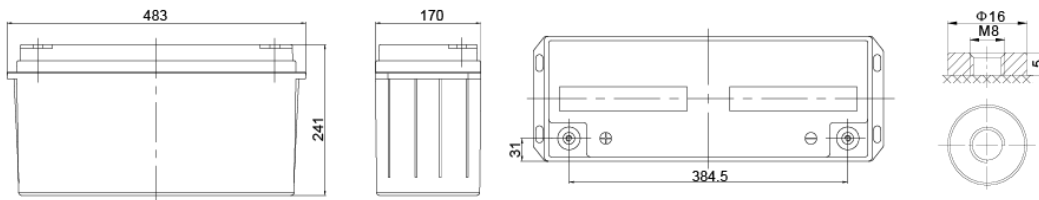
SSB

SBCG 150-12i



Nominal voltage	12 V
Nominal capacity	150 Ah @ C20 to 1,75 V/cell
Technology	Electrolyte – GEL VRLA (Valve Regulated Lead Acid)
Weight	~ 44 kg
Design life time	15 years (standby use) Very Long Life wg Eurobat
Internal resistance	~ 6 mΩ (full charged)

Operating temperature range	Discharge -40°C ~ +60°C
	Charge -20°C ~ +50°C
	Storage -40°C ~ +60°C
Maximum discharge current	1500 A (5 sec)
Maximum charging current	30 A
Charging voltage	Standby use 13,6 ~ 13,8 VDC
	Cycle use 14,2 ~ 14,4 VDC
Self discharge	Monthly is less than 2% at 25°C
Container material	ABS UL94HB (optional UL94-V0)



Length	483 ± 2 mm
Width	170 ± 2 mm
Height	241 ± 2 mm
Total height	241 ± 2 mm
Terminal types	Internal thread M8 (breaking torque 10-12Nm)

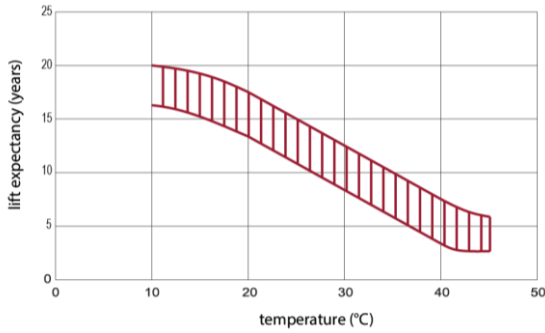
CONSTANT CURRENT DISCHARGE CHARACTERISTICS (A at 25°C)

Voltage/Time	10 MIN	15 MIN	30 MIN	60 MIN	2 H	3 H	4 H	5 H	8 H	10 H	20 H
1.60V	245,6	199,2	130,7	81,5	49,8	37,3	29,8	25,00	16,90	13,90	7,81
1.65V	232,1	190,4	125,5	78,7	48,2	36,2	29,0	24,30	16,70	13,80	7,68
1.70V	213,6	178,3	119,9	76,1	46,6	35,2	28,2	23,70	16,40	13,50	7,59
1.75V	195,6	166,0	114,6	73,3	45,0	34,1	27,5	23,10	16,20	13,40	7,50
1.80V	177,0	153,2	109,5	70,5	43,4	33,1	26,7	22,50	15,90	13,20	7,42
1.85V	144,7	127,2	94,3	63,2	39,7	30,6	24,8	21,00	15,00	12,40	7,05

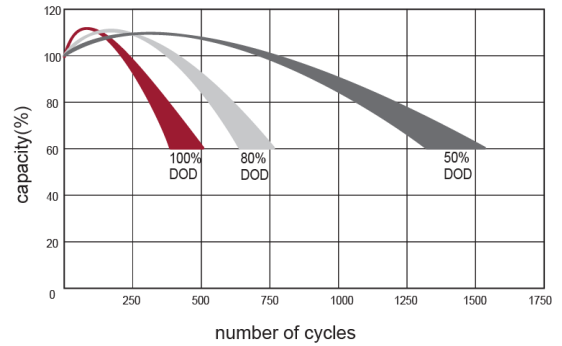
CONSTANT POWER DISCHARGE CHARACTERISTICS (W/cell at 25°C)

Voltage/Time	10 MIN	15 MIN	30 MIN	60 MIN	2 H	3 H	4 H	5 H	8 H	10 H	20 H
1.60V	417,4	348,2	237,4	153,1	94,3	71,30	57,20	48,10	33,00	27,40	15,40
1.65V	397,2	334,6	229,8	148,9	91,8	69,50	55,80	47,10	32,60	27,00	15,20
1.70V	376,9	321,1	222,3	144,7	89,2	67,80	54,50	46,00	32,20	26,70	15,00
1.75V	351,3	303,2	214,7	140,3	86,5	66,00	53,30	45,00	31,90	26,40	14,80
1.80V	323,5	283,9	207,2	135,7	83,8	64,20	52,00	44,00	31,40	26,10	14,70
1.85V	269,1	238,9	180,3	122,5	77,2	59,70	48,50	41,20	29,50	24,60	14,00

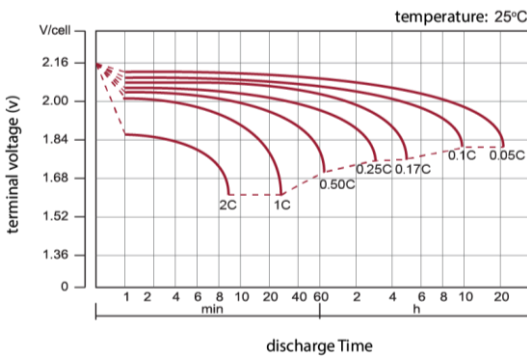
EFFECT OF TEMPERATURE ON LONG TERM LIFE



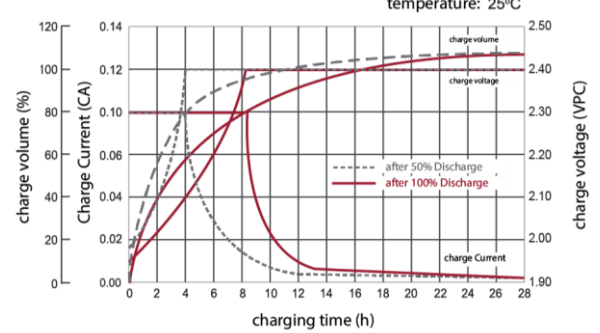
CYCLE LIFE IN RELATION TO DEPTH OF DISCHARGE



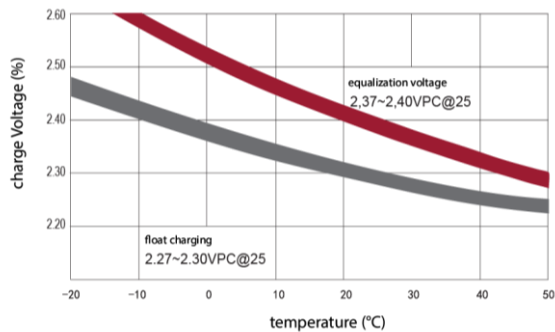
DISCHARGE CHARACTERISTICS CURVE



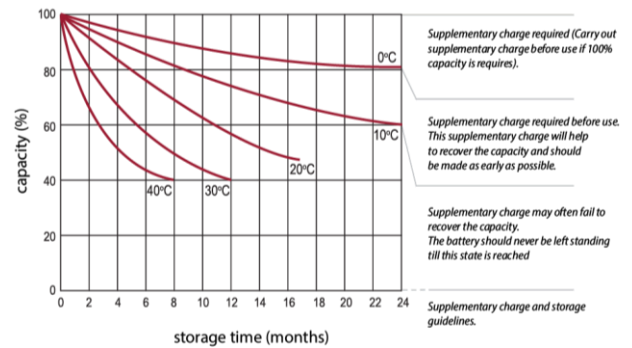
CHARGE CHARACTERISTIC CURVE FOR CYCLE USE



RELATIONSHIP BETWEEN CHARGING VOLTAGE AND TEMPERATURE




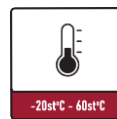
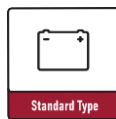
STORAGE CHARACTERISTICS



Standards met:

PN-EN 60896-21:2007 • PN-EN 60896-22:2007 • PN-EN 61056-1:2013 • PN-EN 61056-2:2013 • PN-E-83016:1999

Batteries manufactured in compliance with: ISO 9001 • ISO 14001



All data contained in this document, are subject to change. Wamtechnik Sp. z o.o. reserves the right to change them without prior notice.

Wamtechnik Sp. z o.o. ul.Techniczna 2 bud. H 05-500 Piaseczno
Tel. +48 22 701 26 00, office@wamtechnik.pl, www.wamtechnik.pl