

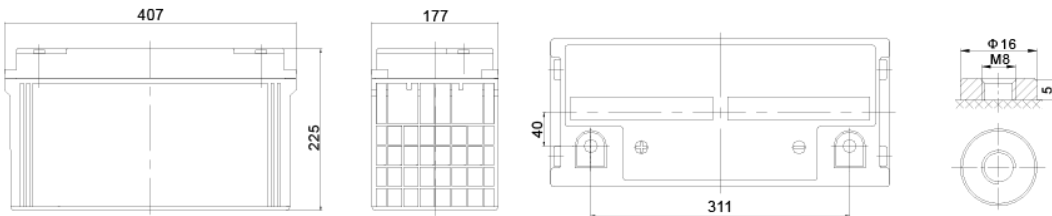


# SBCG 120-12i



Nominal voltage	12 V
Nominal capacity	120 Ah @ C20 to 1,75 V/cell
Technology	Electrolyte – GEL VRLA (Valve Regulated Lead Acid)
Weight	~ 35 kg
Design life time	15 years (standby use) Very Long Life wg Eurobat
Internal resistance	~ 7,0 mΩ (full charged)

Operating temperature range	Discharge -40°C ~ +60°C
	Charge -20°C ~ +50°C
	Storage -40°C ~ +60°C
Maximum discharge current	1200 A (5 sec)
Maximum charging current	24 A
Charging voltage	Standby use 13,6 ~ 13,8 VDC
	Cycle use 14,2 ~ 14,4 VDC
Self discharge	Monthly is less than 2% at 25°C
Container material	ABS UL94HB (optional UL94-V0)



Length	407 ±2 mm
Width	177 ±2 mm
Height	225 ±2 mm
Total height	225 ±2 mm
Terminal types	Internal thread M8 (breaking torque 10-12Nm)

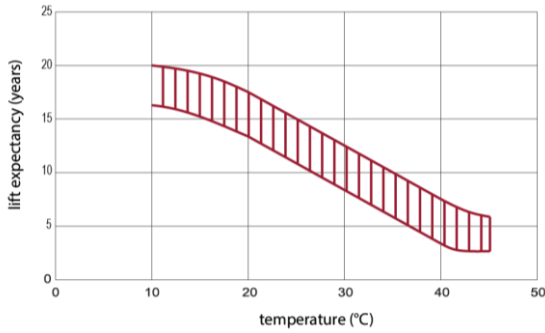
## CONSTANT CURRENT DISCHARGE CHARACTERISTICS (A at 25°C)

Voltage/Time	10 MIN	15 MIN	30 MIN	60 MIN	2 H	3 H	4 H	5 H	8 H	10 H	20 H
1.60V	196,5	159,3	104,5	65,2	39,8	29,8	23,8	20,00	13,50	11,10	6,25
1.65V	185,7	152,3	100,4	62,9	38,5	28,9	23,2	19,50	13,40	11,00	6,15
1.70V	170,9	142,7	95,9	60,9	37,3	28,1	22,5	19,00	13,10	10,80	6,07
1.75V	156,4	132,8	91,7	58,7	36,0	27,3	22,0	18,50	13,00	10,70	6,00
1.80V	141,6	122,6	87,6	56,4	34,7	26,5	21,3	18,00	12,70	10,60	5,94
1.85V	115,7	101,7	75,5	50,6	31,8	24,5	19,8	16,80	12,00	9,94	5,64

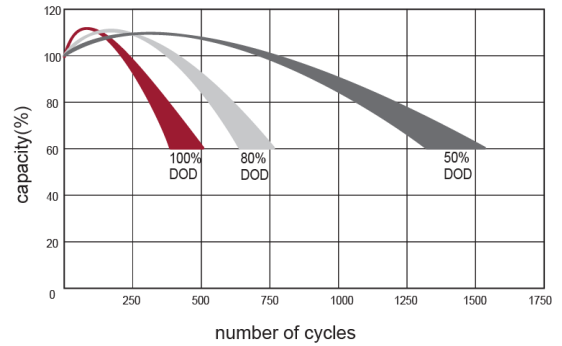
## CONSTANT POWER DISCHARGE CHARACTERISTICS (W/cell at 25°C)

Voltage/Time	10 MIN	15 MIN	30 MIN	60 MIN	2 H	3 H	4 H	5 H	8 H	10 H	20 H
1.60V	334,0	278,5	189,9	122,5	75,5	57,00	45,70	38,50	26,40	21,90	12,30
1.65V	317,8	267,7	183,9	119,1	73,4	55,60	44,70	37,70	26,10	21,60	12,10
1.70V	301,6	256,9	177,8	115,8	71,4	54,20	43,60	36,80	25,80	21,40	12,00
1.75V	281,0	242,5	171,7	112,2	69,2	52,80	42,60	36,00	25,50	21,10	11,90
1.80V	258,8	227,1	165,8	108,6	67,1	51,40	41,60	35,20	25,10	20,90	11,80
1.85V	215,3	191,1	144,2	98,0	61,8	47,70	38,80	32,90	23,60	19,70	11,20

## EFFECT OF TEMPERATURE ON LONG TERM LIFE

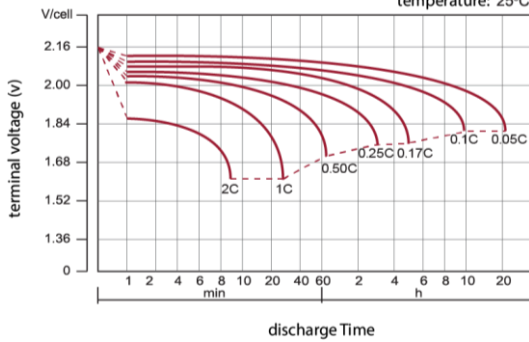


## CYCLE LIFE IN RELATION TO DEPTH OF DISCHARGE



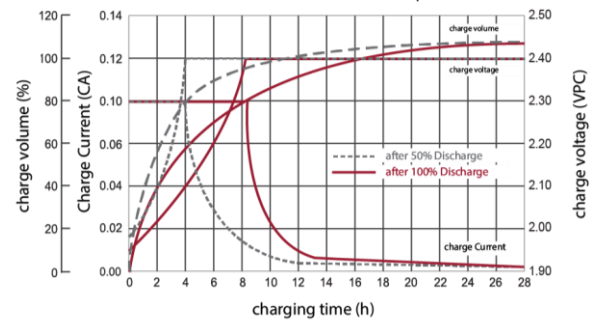
## DISCHARGE CHARACTERISTICS CURVE

temperature: 25°C

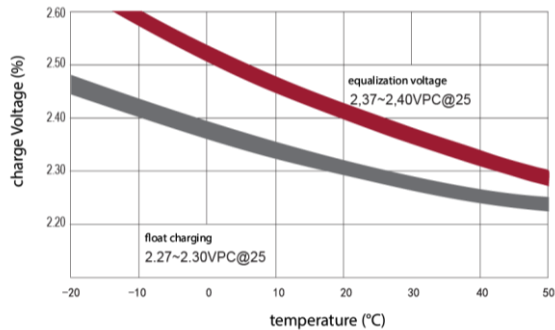


## CHARGE CHARACTERISTIC CURVE FOR CYCLE USE

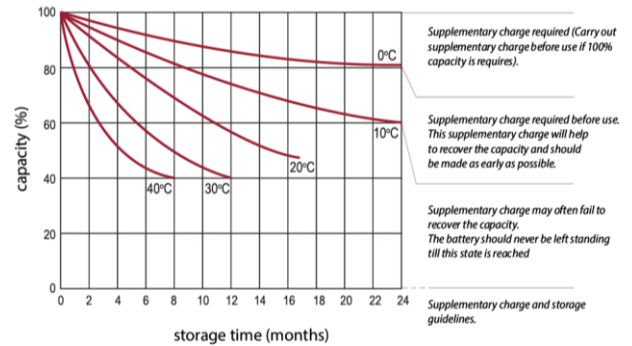
temperature: 25°C



## RELATIONSHIP BETWEEN CHARGING VOLTAGE AND TEMPERATURE




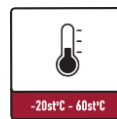
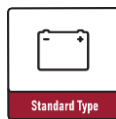
## STORAGE CHARACTERISTICS



### Standards met:

PN-EN 60896-21:2007 • PN-EN 60896-22:2007 • PN-EN 61056-1:2013 • PN-EN 61056-2:2013 • PN-E-83016:1999

Batteries manufactured in compliance with: ISO 9001 • ISO 14001



All data contained in this document, are subject to change. Wamtechnik Sp. z o.o. reserves the right to change them without prior notice.

Wamtechnik Sp. z o.o. ul. Techniczna 2 bud. H 05-500 Piaseczno  
Tel. +48 22 701 26 00, [office@wamtechnik.pl](mailto:office@wamtechnik.pl), [www.wamtechnik.pl](http://www.wamtechnik.pl)