

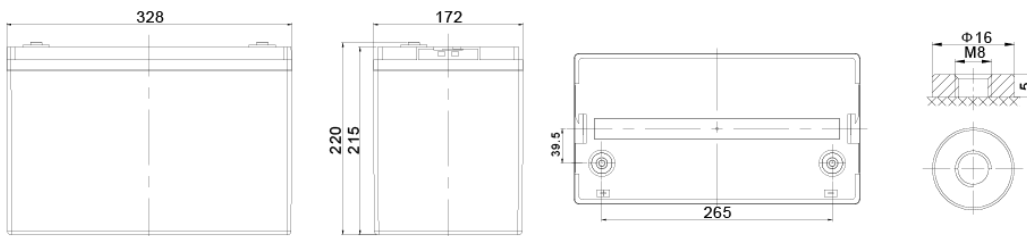


SBCG 100-12i



Nominal voltage	12 V
Nominal capacity	100 Ah @ C20 to 1,75 V/cell
Technology	Electrolyte – GEL VRLA (Valve Regulated Lead Acid)
Weight	~ 30 kg
Design life time	15 years (standby use) Very Long Life wg Eurobat
Internal resistance	~ 7,5 mΩ (full charged)

Operating temperature range	Discharge -40°C ~ +60°C
	Charge -20°C ~ +50°C
	Storage -40°C ~ +60°C
Maximum discharge current	1000 A (5 sec)
Maximum charging current	20 A
Charging voltage	Standby use 13,6 ~ 13,8 VDC
	Cycle use 14,2 ~ 14,4 VDC
Self discharge	Monthly is less than 2% at 25°C
Container material	ABS UL94HB (optional UL94-V0)



Length	328 ±2 mm
Width	172 ±2 mm
Height	215 ±2 mm
Total height	220 ±2 mm
Terminal types	Internal thread M8 (breaking torque 10-12Nm)

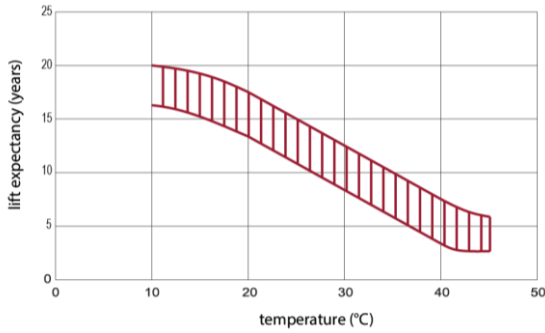
CONSTANT CURRENT DISCHARGE CHARACTERISTICS (A at 25°C)

Voltage/Time	10 MIN	15 MIN	30 MIN	60 MIN	2 H	3 H	4 H	5 H	8 H	10 H	20 H
1.60V	163,7	132,8	87,1	54,3	33,2	24,9	19,8	16,7	11,3	9,28	5,20
1.65V	154,7	126,9	83,6	52,4	32,1	24,1	19,3	16,2	11,1	9,17	5,12
1.70V	142,4	118,9	79,9	50,7	31,1	23,5	18,8	15,8	11,0	9,03	5,06
1.75V	130,4	110,6	76,4	48,9	30,0	22,8	18,3	15,4	10,8	8,91	5,00
1.80V	118,0	102,2	73,0	47,0	28,9	22,0	17,8	15,0	10,6	8,80	4,95
1.85V	96,4	84,8	62,9	42,2	26,5	20,4	16,5	14,0	10,0	8,28	4,70

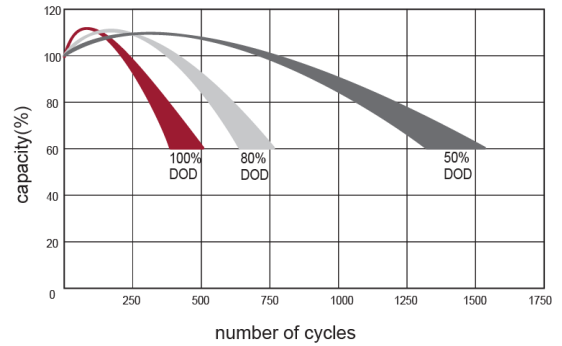
CONSTANT POWER DISCHARGE CHARACTERISTICS (W/cell at 25°C)

Voltage/Time	10 MIN	15 MIN	30 MIN	60 MIN	2 H	3 H	4 H	5 H	8 H	10 H	20 H
1.60V	316,2	263,8	179,8	116,0	71,5	54,0	43,3	36,5	25,0	20,7	11,6
1.65V	300,9	253,5	174,1	112,8	69,5	52,7	42,3	35,7	24,7	20,5	11,5
1.70V	285,6	243,3	168,4	109,6	67,6	51,3	41,3	34,9	24,4	20,2	11,4
1.75V	266,1	229,7	162,6	106,3	65,5	50,0	40,4	34,1	24,1	20,0	11,2
1.80V	245,1	215,1	157,0	102,8	63,5	48,7	39,4	33,3	23,8	19,8	11,1
1.85V	203,9	181,0	136,6	92,8	58,5	45,2	36,7	31,2	22,4	18,6	10,6

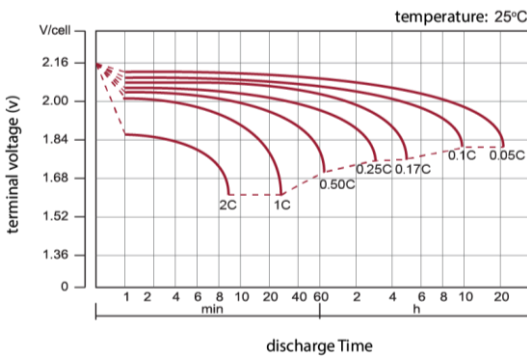
EFFECT OF TEMPERATURE ON LONG TERM LIFE



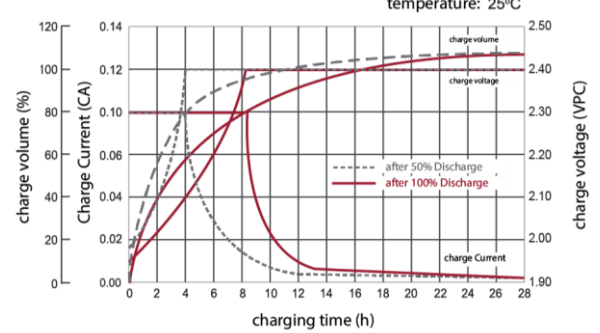
CYCLE LIFE IN RELATION TO DEPTH OF DISCHARGE



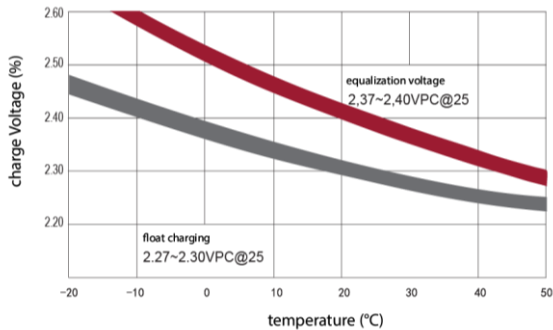
DISCHARGE CHARACTERISTICS CURVE



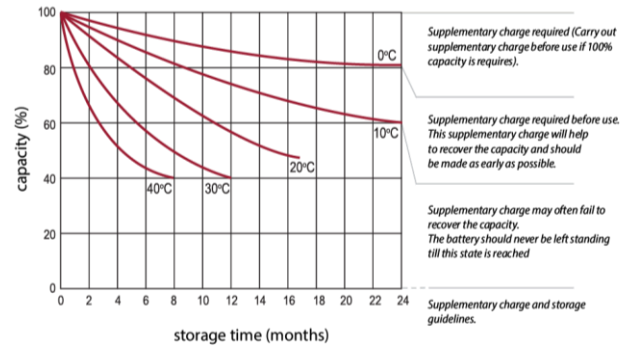
CHARGE CHARACTERISTIC CURVE FOR CYCLE USE



RELATIONSHIP BETWEEN CHARGING VOLTAGE AND TEMPERATURE




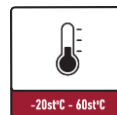
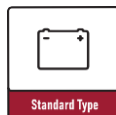
STORAGE CHARACTERISTICS



Standards met:

PN-EN 60896-21:2007 • PN-EN 60896-22:2007 • PN-EN 61056-1:2013 • PN-EN 61056-2:2013 • PN-E-83016:1999

Batteries manufactured in compliance with: ISO 9001 • ISO 14001



All data contained in this document, are subject to change. Wamtechnik Sp. z o.o. reserves the right to change them without prior notice.