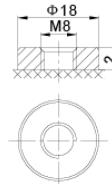

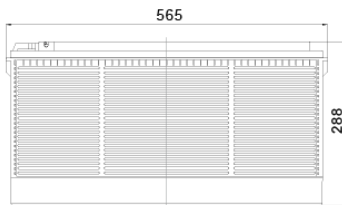




# SBLFT 150-12i

Nominal voltage	12 V
Nominal capacity	159 Ah @ C20 to 1,75 V/cel
	150 Ah @ C10 to 1,80 V/cell
Technology	AGM (Absorbent Glass Mat)
	VRLA (Valve Regulated Lead Acid)
Weight	~ 43,5 kg
Design life time	12 years (standby use)
	Long Life acc. Eurobat
Internal resistance	~ 5 mΩ (full charged)

Operating temperature range	Discharge -20°C ~ +60°C
	Charge 0°C ~ +50°C
	Storage -20°C ~ +60°C
Max. discharge current	1050 A (5 sec)
Short circuit current	31,5 A
Charging voltage	Standby use 13,6 ~ 13,8 VDC
	Cycle use 14,6 ~ 14,8 VDC
Self discharge	Monthly is less than 3% at 25°C
Container material	ABS UL94HB (optional UL94-V0)
Additional option	Centralized venting system



Length	565 ±2 mm
Width	110 ±2 mm
Height	288 ±2 mm
Total height	288 ±2 mm
Terminal types	Internal thread M8 (breaking torque 10-12 Nm)

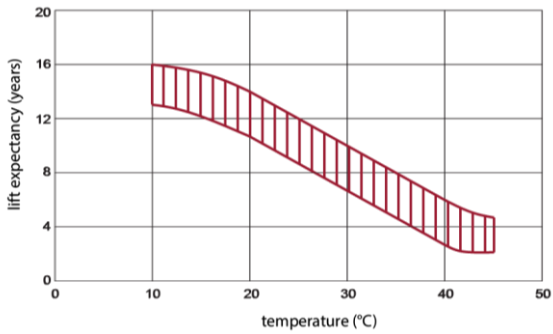
## CONSTANT CURRENT DISCHARGE CHARACTERISTICS (A at 25°C)

Napięcie/Czas	15 MIN	30 MIN	60 MIN	2 H	3 H	4 H	5 H	8 H	10 H	20 H
1.60V	258,8	161,0	91,6	54,6	42,3	33,3	28,3	19,0	15,8	8,28
1.65V	247,4	154,5	88,5	52,9	41,0	32,4	27,6	18,8	15,6	8,15
1.70V	231,8	147,7	85,6	51,1	39,9	31,5	26,8	18,5	15,4	8,05
1.75V	215,7	141,2	82,5	49,3	38,7	30,7	26,2	18,3	15,2	7,95
1.80V	199,1	134,9	79,3	47,6	37,5	29,8	25,5	17,9	15,0	7,87
1.85V	165,2	116,2	71,2	43,6	34,7	27,7	23,8	16,8	14,1	7,47

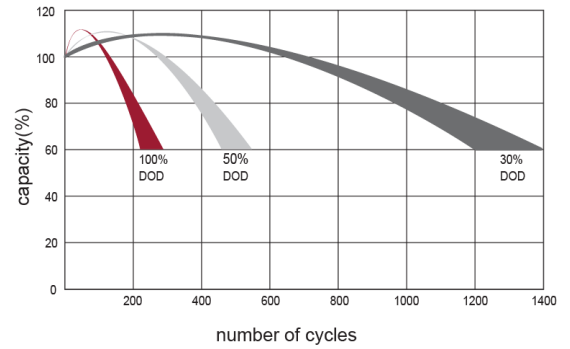
## CONSTANT POWER DISCHARGE CHARACTERISTICS (W/cell at 25°C)

Napięcie/Czas	15 MIN	30 MIN	60 MIN	2 H	3 H	4 H	5 H	8 H	10 H	20 H
1.60V	452,5	292,4	172,2	103,5	80,8	63,8	54,5	37,1	31,1	16,3
1.65V	439,0	283,6	167,3	100,7	78,6	62,3	53,3	36,8	30,8	16,1
1.70V	417,3	273,8	162,8	97,9	76,8	60,9	52,1	36,3	30,3	15,9
1.75V	394,0	264,4	157,8	94,9	74,9	59,5	51,0	35,9	30,0	15,7
1.80V	368,9	255,3	152,7	92,0	72,8	58,0	49,9	35,4	29,6	15,6
1.85V	310,5	222,1	137,8	84,7	67,6	54,2	46,6	33,3	27,9	14,8

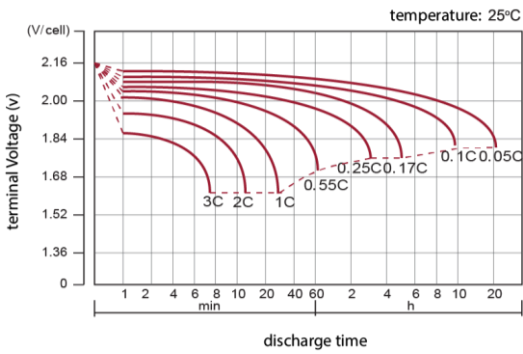
EFFECT OF TEMPERATURE ON LONG TERM LIFE



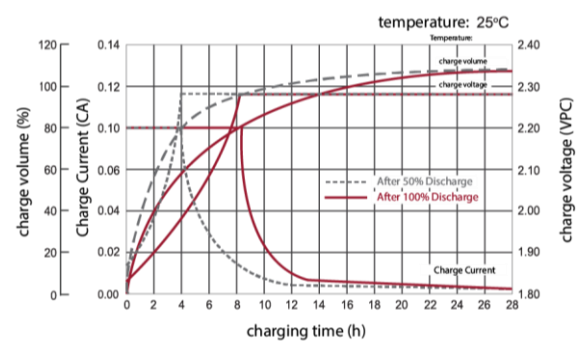
CYCLE LIFE IN RELATION TO DEPTH OF DISCHARGE



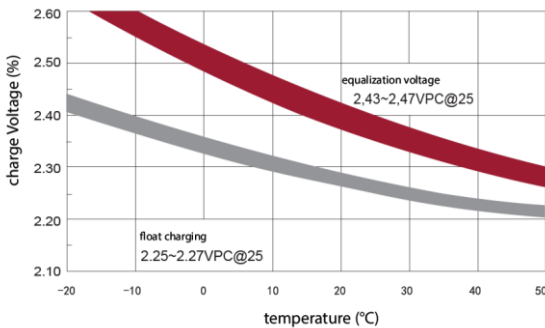
DISCHARGE CHARACTERISTICS CURVE



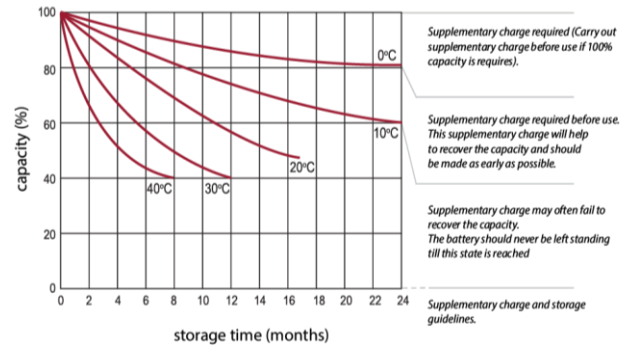
CHARGE CHARACTERISTIC CURVE FOR CYCLE USE



RELATIONSHIP BETWEEN CHARGING VOLTAGE AND TEMPERATURE



STORAGE CHARACTERISTICS



**Standards met:**

PN-EN 60896-21:2007 • PN-EN 60896-22:2007 • PN-EN 61056-1:2013 • PN-EN 61056-2:2013 • PN-E-83016:1999

Batteries manufactured in compliance with: ISO 9001 • ISO 14001

AGM Technology	Maintenance Free	Front terminal	-20st°C - 60st°C	Recyclable	Life Expect. EUROBAT
UPS	Telecommunications	Security Systems	Energy Utilities	DC Power Supply	

All data contained in this document, are subject to change. Wamtechnik Sp. z o.o. reserves the right to change them without prior notice.