SB 7-6

Nominal voltage	6 V
Nominal capacity	8 Ah @ C20 to 1,75 V/cell
Technology	AGM (Absorbent Glass Mat)
	VRLA (Valve Regulated Lead Acid)
Weight	~ 1,1 kg
Design life time	6-9 years (standby use) General Purpose wg Eurobat
Internal resistance	~ 14,5 mΩ (full charged)

Operating temperature range	Discharge -20°C ~ +60°C
	Charge 0°C ~ +50°C
	Storage -20°C ~ +60°C
Max. discharge current	80 A (5 sec)
Short circuit current	400 A
Max. charging current	2,40 A
Charging voltage	Standby use 6,85 ~ 6,94 VDC
	Cycle use 7,30 ~ 7,40 VDC
Self discharge	Monthly is less than 3% at 25°C
Container material	ABS UL94HB (optional UL94-V0)

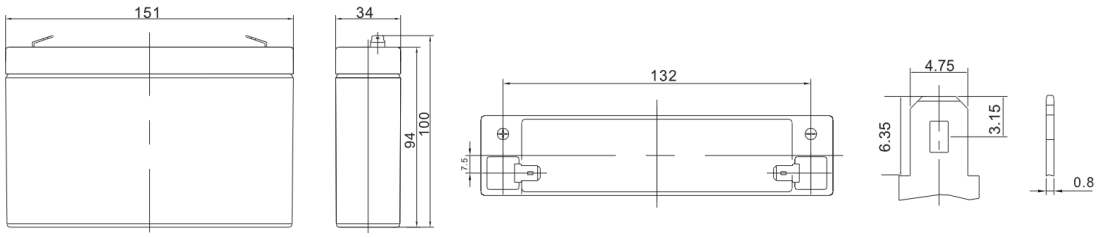

Length	151 ±1,5 mm
Width	34 ±1,5 mm
Height	94 ±1,5 mm
Total height	100 ±1,5 mm
Terminal types	fast-on 4,8 mm

CONSTANT CURRENT DISCHARGE CHARACTERISTICS (A at 25°C)

Napięcie / Czas	5MIN	10MIN	15MIN	30MIN	1H	2H	3H	4H	5H	8H	10H	20H
1.60 V	30.35	21.45	15.51	8.907	4.888	3.001	2.256	1.821	1.509	0.971	0.789	0.417
1.65 V	28.23	20.27	14.83	8.551	4.720	2.905	2.186	1.772	1.470	0.960	0.779	0.410
1.70 V	25.47	18.66	13.89	8.173	4.567	2.810	2.127	1.724	1.432	0.946	0.767	0.405
1.75 V	22.82	17.08	12.92	7.812	4.400	2.711	2.063	1.680	1.396	0.932	0.757	0.400
1.80 V	20.03	15.46	11.93	7.466	4.231	2.614	2.000	1.632	1.360	0.917	0.748	0.396
1.85 V	15.90	12.64	9.901	6.430	3.795	2.395	1.849	1.516	1.268	0.860	0.704	0.376

CONSTANT POWER DISCHARGE CHARACTERISTICS (W/cell at 25°C)

Napięcie / Czas	5MIN	10MIN	15MIN	30MIN	1H	2H	3H	4H	5H	8H	10H	20H
1.60 V	50.32	36.46	27.11	16.18	9.185	5.688	4.309	3.497	2.909	1.897	1.551	0.820
1.65 V	47.33	35.12	26.30	15.69	8.921	5.533	4.193	3.415	2.844	1.879	1.534	0.808
1.70 V	43.68	32.93	25.00	15.15	8.685	5.380	4.098	3.334	2.780	1.855	1.513	0.800
1.75 V	40.00	30.68	23.61	14.63	8.418	5.216	3.992	3.261	2.719	1.833	1.495	0.791
1.80 V	35.87	28.26	22.10	14.12	8.143	5.055	3.884	3.179	2.658	1.806	1.477	0.784
1.85 V	29.07	23.51	18.60	12.29	7.348	4.657	3.607	2.966	2.487	1.699	1.393	0.745

SBL 7-6

EFFECT OF TEMPERATURE ON LONG TERM LIFE

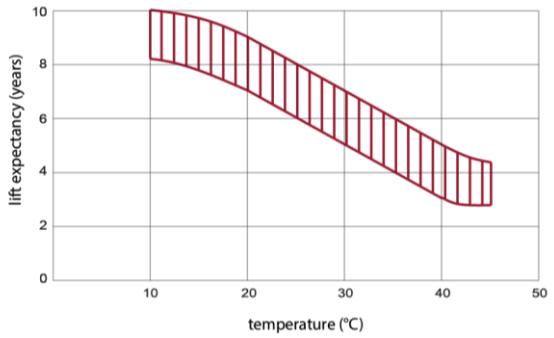

CYCLE LIFE IN RELATION TO DEPTH OF DISCHARGE

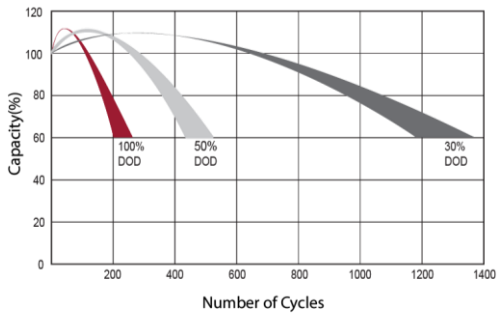

DISCHARGE CHARACTERISTICS CURVE

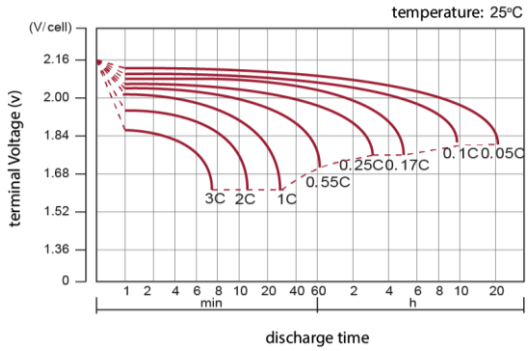

CHARGE CHARACTERISTIC CURVE FOR CYCLE USE

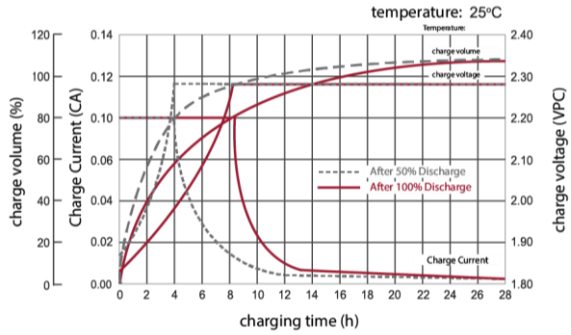

RELATIONSHIP BETWEEN CHARGING VOLTAGE AND TEMPERATURE

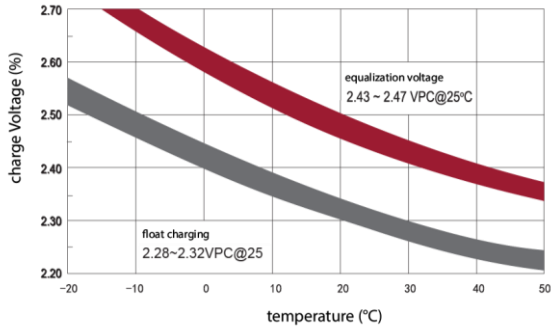

STORAGE CHARACTERISTICS

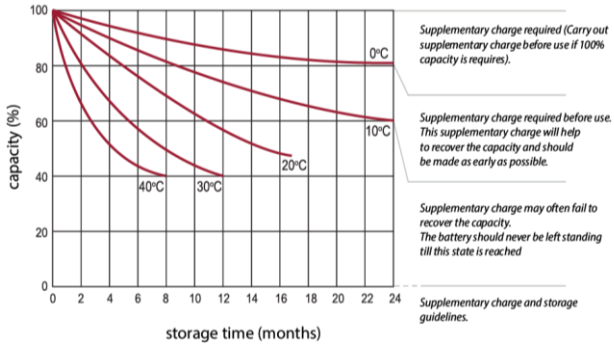

Standards met:

PN-EN 60896-21:2007 • PN-EN 60896-22:2007 • PN-EN 61056-1:2013 • PN-EN 61056-2:2013 • PN-E-83016:1999

Batteries manufactured in compliance with: ISO 9001 • ISO 14001

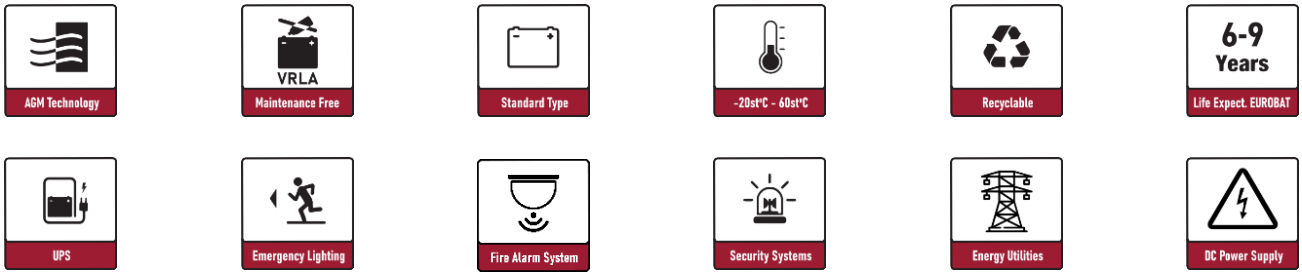

All data contained in this document, are subject to change. Wamtechnik Sp. z o.o. reserves the right to change them without prior notice.

Wamtechnik Sp. z o.o. ul.Techniczna 2 bud. H 05-500 Piaseczno
Tel. +48 22 701 26 00, office@wamtechnik.pl, www.wamtechnik.pl

V.1/2023

wamtechnik
ENERGY FOR IDEAS