

## VRLA Rechargeable Battery

# BPS200-12

### FEATURES

- Maintenance free(no water topping-up required)
- No free acid(Non-spillable battery)
- Can be used in any orientation(excluding used inverted)
- Flame-arrestor is installed to ensure safety
- Carry handles for easy installation
- Absorbent Glass Mat technology for efficient gas recombination
- Designed life time 12 years in 20°C

### APPLICATION

- UPS
- Telecom

### SPECIFICATIONS

Nominal Voltage	12V	
Nominal Capacity	20 Hour Rate (10.0A, 10.5V)	200 Ah
	10 Hour Rate (19.0A, 10.5V)	190 Ah
	5 Hour Rate (34.0A, 10.5V)	170 Ah
	1 Hour Rate (120.0A,9.6V)	120 Ah
Approx. Weight	61.5Kg	
Terminals	B9 (Fitting M8 bolt & nut) I3 is optional	
Max. Discharge Current	800 A (5 sec.)	
Max. Charge Current	60 A	
Operating Temperature Range	Charge	0°C~40°C
	Discharge	-20°C~50°C
	Storage	-20°C~40°C
Self Discharge	< 3% per month (25°C)	
Internal Resistance	≤ 2.5mΩ (Fully Charged )	



### CONTAINER MATERIAL

- Standard: ABS( UL 94-HB)  
Model Name: BPS20012
- Optional: Flame Retardant ABS(UL 94-V0)  
Model Name: BPS200-12FR

Certificate as below:

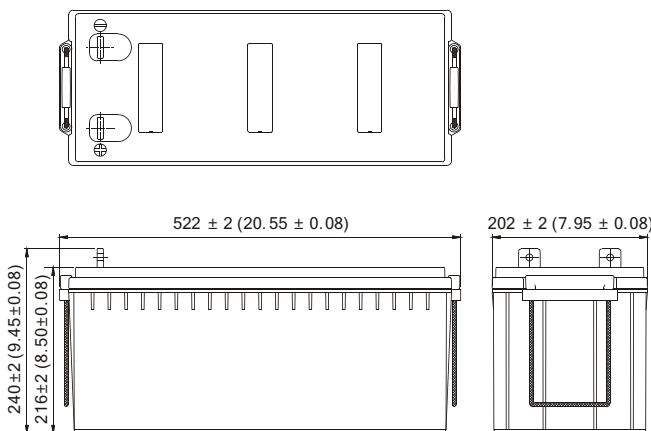


Compliance of the standards as below:

- IEC 60896-21/22 ● JIS C 8704-2
- GB/T 19638.2

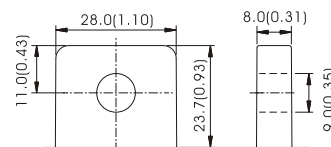
### OUTER DIMENSIONS<sub>mm</sub>

Length (L)	Width (W)	Container Height (H)	Total Height (TH)
522±2.0	202±2.0	216±2.0	B9: 240±2.0 I3: 220±2.0



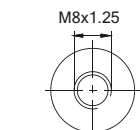
### TERMINAL TYPE

● Terminal B9



[M8 BOLT & NUT]

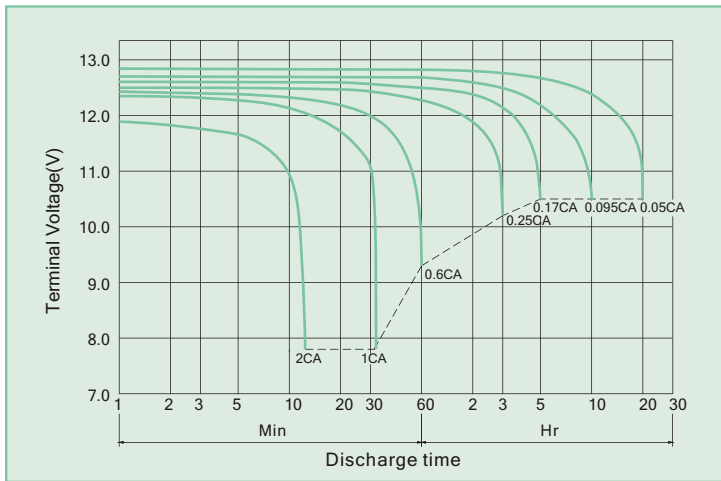
● Terminal I3



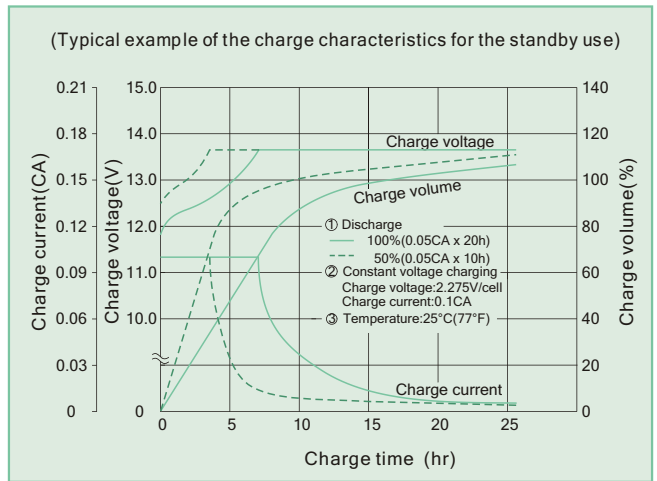
[M8 BOLT]

Terminal Hardware Initial Torque: B9,I3(10.0Nm±5%)

### BPS200-12 (BPS200-12FR) discharge characteristics (25°C)



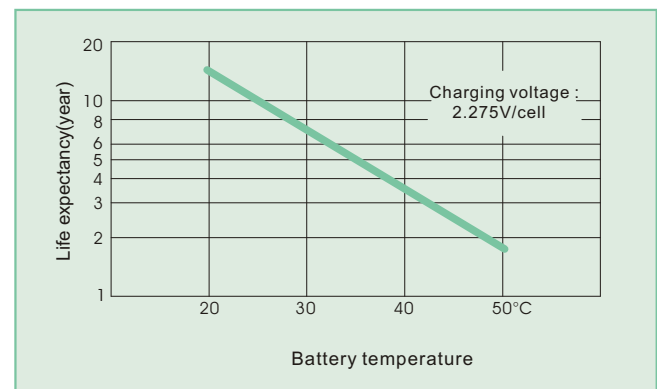
### Battery Charging Characteristics



### Charging Procedure

Application	Charging method	Charging Voltage at 25°C (V/cell)	Temperature compensation coefficient of charging voltage (mV/°C/cell)	Max. charging current (CA)	Charging time 0.1CA, 25°C (h)		Temp (°C)
					100% discharge	50% discharge	
For standby power Source	Constant voltage & Constant current charging (with current restriction)	2.25~2.30	-3	0.3	24	20	0~40
For cycle service		2.40~2.50	-4	0.3	16	10	

### Effect Of Temperature On Long Term Float Life



### Constant power discharge characteristics at 25°C/

Unit: W

Discharge Time / F.V. (V/cell)	15 Min	30 Min	1 Hr	3 Hr	5 Hr	10 Hr	20 Hr
1.80V	3724	2537	1456	582.8	402.0	224.6	118.2
1.75V	3896	2634	1499	594.6	408.0	228.0	120.0
1.70V	4016	2694	1526	600.0	410.3	229.2	120.6
1.65V	4108	2731	1545	604.3	411.7	229.7	120.9
1.60V	4190	2760	1560	607.7	412.8	229.7	120.9

### Constant current discharge characteristics at 25°C

Unit: A

Discharge Time / F.V. (V/cell)	15 Min	30 Min	1 Hr	3 Hr	5 Hr	10 Hr	20 Hr
1.80V	323.8	215.0	122.3	48.57	33.50	18.71	9.85
1.75V	338.8	223.2	126.0	49.55	34.00	19.00	10.00
1.70V	349.2	228.3	128.3	50.00	34.19	19.10	10.05
1.65V	357.2	231.5	129.8	50.36	34.31	19.14	10.08
1.60V	364.4	233.9	131.1	50.64	34.40	19.14	10.08

All data and artworks shall be changed without prior notice, BB reserves the right to explain and update the information contained hereinto. For operation, please refer to the instruction from technical manual.

B/1 REV. Apr. 2019

Your local distributor Wamtechnik Sp. z o.o.  
<http://wamtechnik.pl>

